

Red Pump Elementary School's Grade 3 Patriot Program

Name: _____ Teacher: _____ Deadline: _____

To be a patriot means to value and maintain the national identity, culture, and customs of your country. It also means giving back to your community by contributing time, talent, or resources to improve your community.

Students choose and successfully complete 5 of 7 requirements.

CHECK WHEN COMPLETE	DATE COMPLETE	INITIALS OF TESTER	AREA	REQUIREMENT
			1. Red Pump Pride <i>Page 2</i>	Sing or recite from memory the Red Pump Elementary School song "History Begins with Me."
			2. Geographic Locations <i>Page 2</i> <i>Attachment A</i>	Identify and label the locations on the Harford County map.
			3. Harford County Flag <i>Page 3</i> <i>Attachment B</i>	Color the picture of the Harford County Flag and correctly answer three questions about the flag with your tester.
			4. Government Officials <i>Page 3</i>	Complete a project with specified information about the U.S. President, the Governor of Maryland, the Harford County Executive, and the Harford County Council President.
			5. Symbols and Monuments <i>Page 4</i>	Complete a project that showcases a Harford County landmark.
			6. Citizenship <i>Page 4</i>	Write a paragraph that describes how you would be a responsible citizen in Harford County.
			7. Community Service <i>Attachment C</i>	Choose and complete ONE of the community service projects.

1. Red Pump Pride

Sing or recite from memory the Red Pump Elementary School song “History Begins with Me.”

*History Begins With Me!
Red Pump Elementary School Song*

Refrain:
*History begins with me At
Red Pump Elementary!
A safe place to learn, and a place to grow,
With teachers who teach us what we need to know.*

*We're proud to show our red and white,
As we learn to do what is right.
The loyal Dalmatians we will be,
As we learn to be trustworthy.*

Refrain

*We know we grow up fast,
So we're glad to be learning things that last.
Red Pump Elementary:
The best school of the century!*

Refrain x2

*Remember, history begins with me!
Remember, history begins with me!*

2. Geographic Locations

Identify and label the locations on the map (*Attachment A*).

STUDENT NAME: _____

TEACHER: _____

3. Harford County Flag

- a) Color by number the picture of the Harford County Flag (*Attachment B*).
- b) Read the description of the Harford County Flag below, and be prepared to answer the following questions with your tester:

What four colors are in the Harford Flag?

What does the crest symbolize?

Why are the words "At the Risk of Our Lives and Fortunes" on the flag?

The flag consists of the County Coat of Arms centered on a field of blue. The Harford County Coat of Arms was designed by Mr. George Van Bibber and adopted by the County Commissioners on September 28, 1964.

In the accepted design the shield is gold to symbolize the wealth of the county and the richness of its fields. Across the shield are waving bands of blue signifying three major county streams - Deer Creek, Bynum Run, and Winters Run.

The crest is a two-handed forearm with the right hand holding escrivant, (heraldic for "writing") a white quill symbolizing the pen used by those who wrote and signed the Bush Declaration. The left hand holds a sword as if presenting into the right hand of the nation the skills of reproducing defense materials, emanating from Edgewood Arsenal and Aberdeen Proving Ground.

The motto "At the Risk of Our Lives and Fortunes" comprises the last eight words of the Bush Declaration and preserves the same spelling for "risk" that is used in that document.

4. Government Officials

Create a poster, booklet, PowerPoint presentation or other craft project which identifies the U.S. President, Governor of Maryland, Harford County Executive and Harford County Council President.

Include a picture of each, their title, their full name, and state at least 2 duties required of each.

STUDENT NAME: _____

TEACHER: _____

5. Symbols and Monuments

Create a poster, booklet or PowerPoint about one Harford County landmark. You may either choose from the below list or choose another landmark within the County.

Include a picture/drawing, the location and at least 5 facts about the landmark. Also, complete and include this sentence: *It is significant to Harford County because*_____.

Suggested landmarks:

*Conowingo Dam
Jerusalem Mill
Concord Point Lighthouse
Ladew Topiary Gardens
Jericho Covered Bridge
Rockfield Manor
Steppingstone Museum*

*Hayes House
Havre de Grace Lock House
Aberdeen Proving Ground
Havre de Grace Decory Museum
Liriodendron
Swan Harbor Farm
Tudor Hall*

6. Citizenship

Write a paragraph describing how you would be a responsible citizen in Harford County (*Attachment C*).

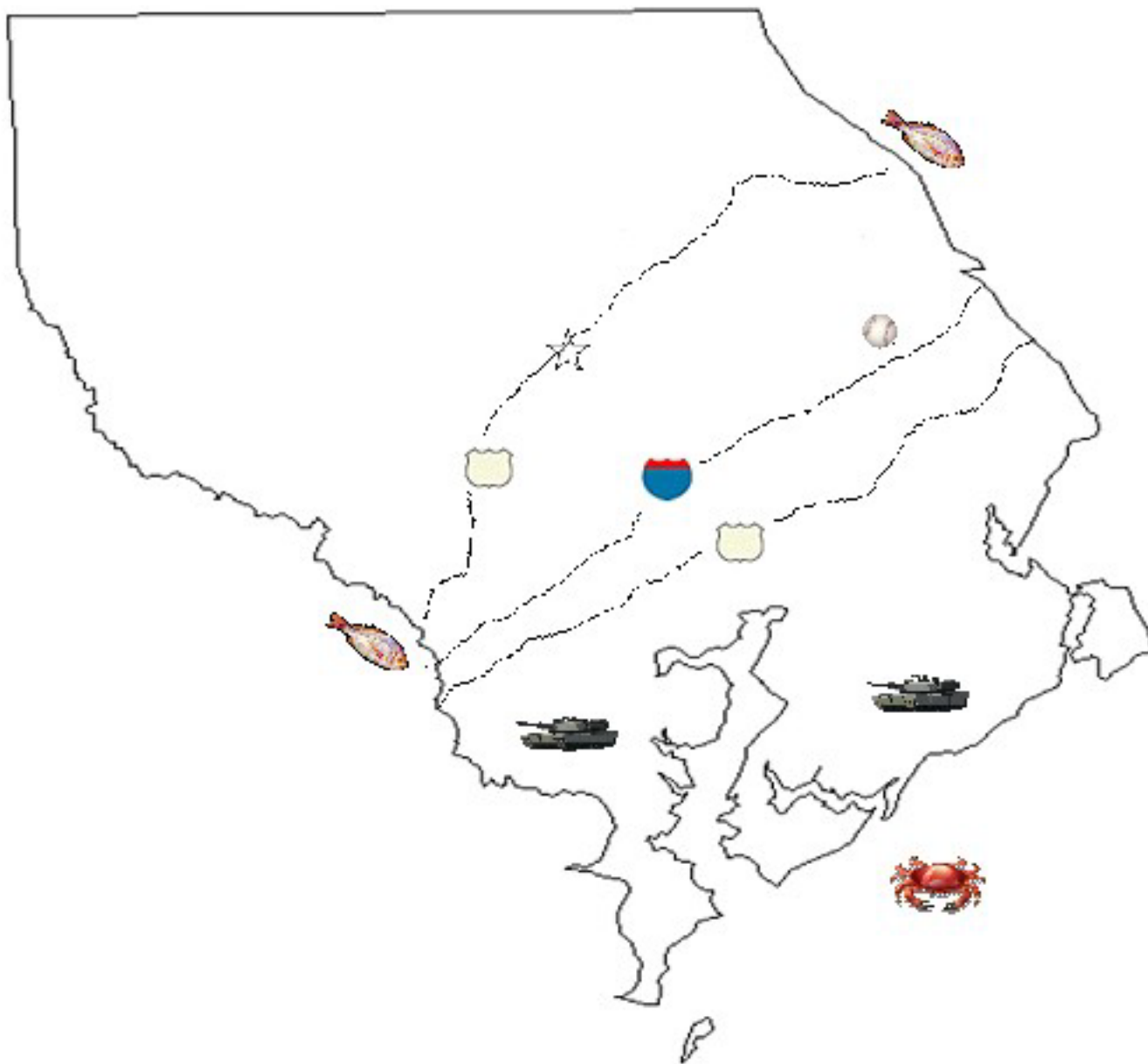
7. Community Service

Choose and complete ONE community service project (*Attachment D*).

STUDENT NAME: _____

TEACHER: _____

Attachment A: Geographic Locations




Label the above map at home. Turn in the map to your tester and please be prepared to identify the locations (by pointing).

Susquehanna River 

I-95





Gunpowder Falls 

Ripken Stadium 

Route 40




Aberdeen Proving Ground 

Bel Air (County Seat) 

Route 1



Chesapeake Bay 

Aberdeen Proving Ground (Edgewood) 

STUDENT NAME: _____

TEACHER: _____

Attachment B: Harford County Flag



Color the Harford County flag according to the number codes below (Color by Number!):

1 = Light blue 2=Dark blue (all "Harford County" lettering) 3=Gold 4=White

FYI - The curved banner reads "AT THE RISQUE OF OUR LIVES AND FORTUNES" and it is written in dark blue.

STUDENT NAME: _____ TEACHER: _____

Attachment C: Citizenship

Write a paragraph describing how you would be a responsible citizen in Harford County. Include at least three supporting reasons.

STUDENT NAME:

TEACHER:

Attachment D: Community Service

Choose and complete ONE community service project. Fill out and turn in the form on the back side of this paper.

- Help out (clean up or set up) for a charitable event, or a PTA project or event.
- Write a letter to a member of the armed forces, a charity, etc. showing your support.
- Make/deliver a card to a senior citizen.
- Visit a nursing home, hospital, or shut in.
- Help someone in your community that is ill or elderly (mow grass, deliver groceries, put out their trash, shovel snow, etc.) You may NOT receive money for doing this.
- Participate with your Youth Group (Church, Cub Scout Pack, Girl Scout Troop, 4H Club, etc.) in a service project OR as an individual in a Community Clean Up project.
- Donate old clothes, toys, books to Goodwill, homeless shelter, etc.
- Collect non-perishable foods and clothing for local food bank, homeless shelter, etc.

My Community Service Project # 1

Type of project: _____

Date completed: _____

How I did it: _____

Helpers: _____

STUDENT NAME: _____

TEACHER: _____